



# The Scribed Line



Newsletter for the

## Oregon Historical Modelers Society (OHMS)

January 2007

Volume 2007/Issue 1



### December Holiday Party and Meeting:

Above, an overall shot of the meeting room. On the far right, Jon Lange accepts his award as Modeler of the Year for 2006 for his 1/16 scale Trumpeter T-34/85 on the right with the turret removed to show off the complete interior. For more meeting pictures, see page 4.



### Message from the President

## We can't do this without YOU!

By Tony Roberts

By now the decorations are down and hopefully all those gift cards are well spent. Let's hope 2007 is a good year for all our members, families and our friends in the other regional IPMS chapters. Shows are near and I for one am looking forward to our annual road trip to Seattle for their show.

This year Janette and I had 11 members of her family over for 2 days and we had a great time eating and exchanging gifts, before everyone flew or drove home on Christmas Day. Our one piece of unplanned excitement was having the Mr. Rooter man over on Christmas Eve to snake out our clogged pipes! One of Janette's sisters became too enthusiastic with the disposal! Luckily, he was successful and despite numerous invites to join us for dinner, he left to help other people suffering from the same crisis!

Our annual club dinner was a success, however, for next year we have already decided to search for another location that has a later closing time and a more varied food selection. Club Vice-President Adam Cox will be heading up the search, so if you have what you would consider a suitable location in mind, let Adam know at the club auction night.

Continued on Page 2: **Presidents Message**

### INSIDE THIS ISSUE:

<b>President's Message</b>	<b>1</b>
<b>Auction Etiquette</b>	<b>2</b>
<b>Meeting Notes &amp; Upcoming Events</b>	<b>3</b>
<b>December Meeting Pictures</b>	<b>4</b>
<b>Review: Tomcat Alley</b>	<b>5</b>
<b>Review: Eduard 1/72 Photo Etch Belts</b>	<b>5</b>
<b>Editorial:How big is too big for a model?</b>	<b>6</b>
<b>Northwest Scale Modelers Show Info</b>	<b>7</b>
<b>IPMS Pearson Modelers Show Flyer</b>	<b>7</b>

**President's Message:** Continued from Page 1

Our January meeting is once again the annual club auction, one, if not the highlights of the year. Please scour your collections for those kits, decals, books, aftermarket sets that are taking up space for those much-needed new purchases and bring your donations along to the auction. I say this every year but it is always so important to say; the auction allows your club to put on our great show, print and distribute our fine newsletter and also allows us to promote the hobby, from which we derive so much pleasure.

**Please note that the auction will start at 7:00 pm, so plan on being earlier than for a usual meeting and bring a chair!** Once again, Ruud, Brian and Adam will be our three auctioneers.

I hope I see all of you at the auction and please bring your friends who you know want to either start or get back into the hobby.

So, 2006 is over and it was great year for the club. I think 2007 will also be a great year. At our March meeting, we will have as our guest speaker Hal Lacy, a Pearl Harbor veteran. Look in next month's newsletter for more information on that event. Thanks to Ruud VanderSalm for organizing this.

So, all I have left to say is see you at 7:00 pm at Bridgetown for the auction and don't forget those donations...

We can't do this without you!

**OHMS Info:**

President: Tony Roberts	Phone: (503) 282-2790 E-Mail: roundelroberts@msn.com
Vice-President: Adam Cox	Phone: (503) 351-5729 E-Mail: adam_medic@comcast.net
Secretary: The Brownes	Phone: (503) 806-6963 E-Mail: stephenbrowne33@yahoo.com
Treasurer: Larry Randel	Phone: (503) 997-5109 E-Mail: ldrandel@hotmail.com

"The Scribed Line" is a monthly publication of the Oregon Historical Modelers Society (OHMS) and to inform the membership of club events, discuss club business and promote the hobby. OHMS is a non-profit organization dedicated to having fun and serving the modeling community in Portland, Oregon. OHMS is a chartered chapter of the International Plastic Modelers Society, (IPMS). Material may be reproduced, but proper credit is requested. Mail concerning this issue should be directed to:

OHMS  
c/o Larry Randel  
10835 NW Brooks Rd.  
Portland, OR 97231

**Auction Etiquette:  
What you need to know**

When:	Tuesday January 16, 2007. Bidding will begin promptly at 7:00 pm so we can finish at a reasonable time. Come early and bring a chair if you want to be sure of having a seat.
What Happens:	Members bring in kits to donate to the club. Members bid and buy the donated models. It all goes by in a blur and most kits sell for about half of retail price (unless a bidding war starts and then hold on to you wallets).
What to donate:	Bring unbuilt and generally intact models. Models that are suitable as parts donors are fine, but please put a note on the box if there are any missing or started parts issues with the kit. Other supplies, decals, or books can also be donated. From a buyers standpoint, bring money or a checkbook.
How it works:	When you arrive at the meeting, place your donations on the donation table. If you plan on bidding, sign up for a bidding number with Larry Randel. Through the night, if you win an auction, call out your bid number so the sales recorders can tally your purchase amount. At the end of the night, the recorders will have your totals. Be patient waiting to pay.  All donations raise money for the club which helps fund club expenses through the year such as the newsletter, the annual show, and the Holiday Party. So wring out your closets and stashes and see what you have that will make someone else happy to put into their stashes.

**F-84 page available from Bruce Craig**

For anyone wishing a copy of the no longer online F-84 Thunderjet website that Bruce Craig did such a great job of creating used to moderate, for a nominal price, he can provide a copy on CD that will have all 2,000 F-84 pictures and other data that made up the site. Contact Bruce Craig at bcraig777@comcast.net for more information.

# December 19, 2006

## Meeting/Party Notes

- No formal meeting start time, but the room at JJ Norths opened for seating at 6:00 pm. By 6:45 pm most people had arrived through the heavy rain and traffic and were busy eating.
- Eating and socializing continued until 7:45 pm.
- End of the year awards started at 7:45 pm and finished by 8:15 pm. Awards presented were:
  - Model/Modeler of the Year:  
**Jon Lange** for his 1/16 scale T-34
  - Most Prolific Modeler:  
**Adam Cox** with 18 models through the year. Next closest totals were 8 models (Cory Gilmore), and three people with 7 models (Jon Lange, Larry Randel, and Brian Yee).
  - Most Improved Modeler:  
**Ruud VanderSalm**
  - Service Awards and gift certificates to the following people:
    - **Garth Didlick**
    - **Tony Roberts**
    - **The Browne Family**
    - **Ladonna Cox**
    - **Andrea Lange**
    - **Evelyn Henderson**
  - Lifetime OHMS membership awarded to **Fred Simonds** to recognize his long-term efforts for the club, especially for his creativity and artistry in building awards and trophies for past OHMS shows.
- Food service ended at 8:00 pm and the place began closing soon after. (I swear they were supposed to be open until 9:00 pm).



The model tables at the meeting

## Upcoming Events

- January 16 - OHMS monthly meeting: Annual Kit Auction. 7:00 p.m. to 10:00 p.m.
- February 6 – OHMS Build Night
- February 17-18 – **Northwest Scale Modelers Annual Display**, Museum of Flight, Seattle, Washington (More information on page 7)
- February 20 - OHMS monthly meeting. Monthly contest. 7:00 p.m. to 9:30 p.m.
- March 6 – OHMS Build Night
- March 10 – **IPMS Lt Alexander Pearson Modelers 2007 Annual Invitational Scale Model Show**, Vancouver, Washington. For more information, contact Pascal Valadier at 503-806-5477. (More information on page 7)
- March 20 - OHMS monthly meeting. Speaker: Harold Lacy, Pearl Harbor veteran and battleship sailor from WW 2. Monthly contest. 7:00 p.m. to 9:30 p.m.
- April 3 – OHMS Build Night
- April 17 - OHMS monthly meeting. Monthly contest. 7:00 p.m. to 9:30 p.m.
- April 21 – **IPMS Seattle Spring Show 2007**, Renton Community Center, Renton, Washington.
- May 1 – OHMS Build Night
- May 15 - OHMS monthly meeting. Monthly contest. 7:00 p.m. to 9:30 p.m.
- June 5 – OHMS Build Night
- June 16 – **IPMS North Olympic Peninsula 2<sup>nd</sup> Annual Show and Contest**, Port Townsend, Washington.
- June 19 - OHMS monthly meeting. Monthly contest. 7:00 p.m. to 9:30 p.m.
- July 3 – OHMS Build Night
- July 17 - OHMS monthly meeting. Monthly contest. 7:00 p.m. to 9:30 p.m.

## Membership Renewal Season

It is that time of year again for OHMS membership renewal for 2007. Dues are \$15 for adult membership, \$10 for junior (under 18), and \$20 for family membership.

You can either pay using cash or check (payable to OHMS). You can pay Larry Randel at the auction meeting (traditionally our biggest renewal day). Also if you have had any address, phone, or e-mail changes please let Larry Randel know so that the roster can be updated.

# December Meeting Pictures

All of the models on display were previous winners from OHMS contests through the year. Here is a sample of the best of the best from 2006:



1/48 MC 205 (above) and 1/48 F4F Wildcat (below) by Bob Windus.




Above, Chuck Zellmer's 1/32 Ki-84.




Above, Adam Cox's 1/35 Achilles Tank Destroyer. Below is Chris Bennett's 1/24 "British Bomber"



Tony Roberts presents the Modeler of the Year award to Jon Lange (above left) and a Service Appreciation Gift Certificate to Garth Didlick (above right).



Tony Roberts presents the Most Improved Modeler Award to Ruud VanderSalm (above left) and Most Prolific Modeler Award to Adam Cox (above right).




Above left, Dick Henderson, and above right, Dave Browne, receive Service Appreciation gifts. On the left, Tony Roberts presents Fred Simonds with a lifetime OHMS membership.

# Review: Tomcat Alley

By Ruud VanderSalm

*Tomcat Alley, A photographic Roll Call of the Grumman F-14 Tomcat by David F. Brown, published by Schiffer Military History*

This book is as it states in the title. This book is 251 pages. It is David Browns attempt to document each Tomcat built with a photograph and a short history of that specific airframe. The book starts with a short history of the F-14 Tomcat (it's origin, upgrades, and versions). It then moves into 220 pages of Tomcat pictures. It ends with a lineup of the different tail markings of each of the squadrons that flew the Tomcat and then a lineup of various patches from those squadrons.



Most of the middle 220 pages have at least 3 pictures on it. The author tried to get at least one picture of every tomcat built into this book, and considering there were 712 of Tomcats built and only 220 pages in this book to show pictures of them, most of the pictures are not large. The pages are usually set up with two 3" X 5" and one 3.5" X 8" pictures and a description to go with each picture. So this is not a "coffee table" book with big glossy pictures of beautiful backgrounds and gray Tomcats. Also most of the pictures are of Tomcats parked on the tarmac.

The author is not able to show us a picture of all the Tomcats built. He skips through the Iranian Tomcats quickly, showing us just 5 pages of their aircraft. But considering how rare Iranian aircraft are pictured and how similar they all look, he can be excused this. Certain American Tomcats are also not photographed. These are almost all aircraft that were lost within a few months of being delivered to the USN. Another negative is that the book does not cover the last 8-10 years of the Tomcat's career. Thus there are no pictures of some of the schemes so often seen these days (the new IRIAF scheme and especially the "last flight" schemes of the last seven F-14 squadrons). But this is not the fault of the book, as the book has simply published before that time. Maybe a new addition will come out and cover the Tomcat's career to the end of it's service with the USN?

The real value of the book is the sheer volume of pictures. Being as most of the pictures are of parked aircraft, a good side view of all the different markings used by all of the squadrons can be attained. Since the aircraft are in the order they were built, one has to search through the book to get an idea of how a squadrons

markings evolved. Each description includes when the aircraft entered (and left if applicable) service. Sometimes it includes somewhat of a time line, but usually it just tells when the picture was taken and with which squadron it is serving, with which other squadrons it served in its service life, and when it was written off (and where it was stored circa 1998 if applicable). Other than a just a handful of the pictures that are in black and white, all are in color. All the pictures are of good quality or better (focus, lighting, etc.).

So though while not a "walk around" reference for model builders nor a "coffee table" photo book, this book has a definite place in the library of any modern US fighter aircraft fan. Books such as these make one want to collect multiple decal sheets of more than a few of the squadrons that flew this aircraft. It is a book that you will pickup and read multiple times, reading and/or seeing something new and interesting almost every time. I was very pleased that Santa gave me this for Christmas this year.

## Eduard 73-006 Seatbelts RAF Q Type

By Ruud VanderSalm

This sheet gives you six sets (3 different types) of seat belts of the "late" style. I am not an RAF/FAA expert, so i do not know when one should use the "late" vs. the "early" style of belts (which Eduard also produces), but as i am building a FAA Avenger delivered to the FAA in October of 1944, i thought it safe to go with the "late" set. Each set is made up of multiple PE parts (9+ parts per) . And being that this is 1/72, these will take a steady hand to build. But they are highly detailed and pre-painted. They should liven up my Avenger Mk.II cockpit quite a bit. I also have the 1/48 set of these belts. It costs the same, but comes with less sets in the sheet.

IPMS/USA NEW MEMBER APPLICATION	
IPMS#: <small>(Leave Blank)</small>	Name: _____
Address _____	
City: _____	State: _____ Zip: _____
Signature (required by _____)	
<input type="checkbox"/> Adult: <b>\$25</b>	<input type="checkbox"/> Junior (17 years old or younger): <b>\$12</b>
<input type="checkbox"/> Trade Member: <b>\$25</b>	<input type="checkbox"/> Canada & Mexico: <b>\$30</b> <input type="checkbox"/> Other Foreign: <b>\$32</b>
<input type="checkbox"/> Family (Adult dues plus \$5, one set of magazines, # of membership cards required: _____)	
<input type="checkbox"/> If recommended by an IPMS Member, _____ list his/her name and member number: _____ (name) _____ (IPMS #)	
<b>IPMS/USA</b>	
Website: <a href="http://www.ipmsusa.org">www.ipmsusa.org</a>	
<b>P.O. Box 2475 North Canton, OH 44720-2475</b>	

## Shallow Thoughts:

### How big is too big for a model?

By Larry Randel

After buying and working on the new Revell 1/72 Gato Submarine, its size really makes you wonder how big is too big for a model.

The Revell Gato is 52" long, which is the length of a small child. Several people asked me where I was going to store the completed model. The only place I can fit it (without taking up an entire shelf) is on top of my refrigerator. It will find its ultimate home right next to the Revell 1/72 scale U-boat that looks small next to the Gato, and it is 37" long.

I remember the front of the box of the old 1/72 scale Monogram B-36 used to proudly proclaim that it was "World's Largest Plastic Aircraft Kit" when it was released in 1980. It had a wingspan of 38 inches and a length of 27 inches. (Wingspan wise, it still holds that title—at least for mainstream injection molded models). I remember the pictures on the side of the box showed a beaming youth struggling to hold the huge completed model. I never bought or built the B-36, but once I built the Monogram 1/72 scale B-52 for an ROTC display. It had eyelets molded onto the wings and fuselage to facilitate hanging from the ceiling, which is exactly where it was destined to be displayed in the ROTC classroom. Not exactly scale fidelity—but very helpful when hanging the model.

For large aircraft models like these, the easiest way to display them is by hanging them from the ceiling. It negates the need to have huge amounts of shelf or cabinet display space. Unfortunately, hanging does make access to the model very limited and usually the only surfaces visible are the bottom and lower sides, not normally the most attractive views of an aircraft.

I guess the size limit is determined by where you have to store the completed model. Ships are really shelf hogs. You can't hang ships and most of their size is in one dimension—length. Most shelves are no more than 4 feet long. Luckily the determination of fit can be narrowed down to the footprint size of the display base on the ship (or in the case of an aircraft, the landing gear).

The 52" Gato is to be supported by a display stand that is about a foot long. That means I really only need a surface a little over a foot long to support the model. Theoretically, I could put it on top of a TV or VCR and have the ends sticking out into space.

The aircraft footprint is a more difficult animal to deal with because aircraft have dimensions that are squarer. In 1/48<sup>th</sup> scale, I have built probably the three biggest out there:

- Revell B-1B (36.5" long, 34" wingspan (extended))
- Monogram B-29 (25" long, 33" wingspan)
- Testors C-130H (24" long, 33" wingspan).

Luckily, if you have the space behind and in front of your shelves, you just need a shelf large enough to support the landing gear. Of the three, the B-1B was the most difficult to store because of the greater length involved, especially the longer distance from the main gear and the nose gear. I think I used to have the nose gear hanging out into space in front of the shelf. Of the three, I only currently still have the C-130.

One storage method I once used was to mount a 1/48 B-17 and B-24 hanging vertical against the wall much the same way you would mount pictures on a wall. This worked well with a B-17. You can see the top colors better than hanging from a ceiling and the models are also more easily accessible. Heck, it is like having 3-D artwork. Of course, the drawback is this does require a large amount of wall space for large models.

In the long run, I would expect the 52" Gato is the near the upper limit of size for most modelers to buy and display. I plan on taking the completed Gato to the Nationals in August, and moving the completed model will take up the entire back seat in the car. That is another reason I think it is on the upper limit for model size.

I have heard rumors that Revell may be working on a 1/72 scale Fletcher-class destroyer. It would be 63" long to represent the 376 foot ship. I can only imagine the cost would be \$200 or \$300. I don't know even if my refrigerator would hold that big of a monster.

### Topic for next month:

Is there really a market out there for built models? I have had some recent successes selling models on Ebay and I am curious what other people have found. Please email me at ldrandel@hotmail.com with your comments.

## Members' Wants

If you are looking for something or have something to offer, contact Larry Randel at ldrandel@hotmail.com to pass on your information. Below are a few people who have contacted me this month with their hard to find requests.

At the moment, there are no active requests.

# Northwest Scale Modelers Show

**When:** Saturday and Sunday, February 17-18, 2007, 10am – 5pm both days.

**Where:** The Museum of Flight, 9404 East Marginal Way South, Seattle, WA 98108-4097 – 206-764-5720

Exit 158 from I-5, head west, turn right at East Marginal Way, the Museum of Flight is one-quarter mile on the right.

**Description:** The models may be miniatures, but the Northwest Scale Modelers (NWSM) Show just gets bigger and better every year! This year, hundreds of immaculately detailed models will be arranged to support the theme, "Model Citizens".

All types of models will be on display, including aircraft, armor, cars, ships and sci-fi subjects. And as always, NWSM members will be on-hand all weekend. Don't miss this chance to see them at work on projects and to get the answers to all your questions about the fascinating hobby of plastic scale modeling.

And thanks once again to the generous support of Galaxy Hobby of Lynnwood, Wash., the model show is not just about watching and listening! From 10:00 a.m. to 2:00 p.m. on Saturday, February 17th only, the first 200 kids to sign up will get to build their very own snap-together scale model. This "make-and-take" workshop is recommended for children six years old and up, and each participating child should bring an adult helper. Distribution of the model kits is first-come, first-served.

Activity is free with paid Museum admission.

(Listing courtesy of the Museum of Flight webpage-L Randel)

## IPMS Pearson Modelers 2007 Annual Invitational Scale Model Show

**International Plastic Modelers Society**  
LT. ALEXANDER PEARSON MODELEERS CHAPTER  
2007 Annual Invitational Scale Model Show

*The Joy of Modeling*



WEBSITE: [HTTP://TINYURL.COM/YBFD44](http://TINYURL.COM/YBFD44)  
SHOW DATE: **SATURDAY, 10 MARCH 2007**  
SHOWTIME: 10:00AM-3:00PM  
LOCATION: **PEARSON AIR MUSEUM**  
1115 E 5TH, VANCOUVER, WA 98661  
PHONE: 360.694.7026



CONTACT: PASCAL VALADIER  
2804 NE HANCOCK, PORTLAND, OREGON, USA 97212  
PHONE: 503.806.5477 | FAX: 503.249.7276  
EMAIL: PEARSON\_MODELEERS@COMCAST.NET

**IPMS USA**  
International Plastic Modelers Society

### CATEGORIES

ALL CATEGORIES WITH THE EXCEPTION OF BEST OF SHOW WILL HAVE FIRST, SECOND, THIRD, AND HONORABLE MENTION WINNERS FOR EACH CATEGORY.

- BEST OF SHOW/PEOPLES CHOICE
- BEST SPACE/ SCI-FI SUBJECT
- BEST AIRCRAFT SUBJECT
- BEST FIGURE SUBJECT
- BEST ARMOR SUBJECT
- BEST DIORAMA SUBJECT
- BEST AUTOMOTIVE, NON-MILITARY SUBJECT

Vancouver

PEARSON AIR PARK

# OHMS Newsletter

## January 2007 OHMS Meeting

**When:** Tuesday, January 16, 2007, 6:30 p.m. to 9:30 p.m.

**Where:** Bridgetown Hobbies, 3350 NE Sandy Blvd, Portland, OR

**Planned Activities:**

- Annual OHMS Kit Auction.

**OHMS "Build Night" February 6 6:30-9:00 p.m. at Bridgetown Hobbies**

OHMS/IPMS  
c/o Larry Randel  
10835 NW Brooks Rd  
Portland, OR 97231



## The Meeting after this Month: February 2007 OHMS Meeting

**When:** February 20, 2007, 7:00 p.m. – 10:00 p.m.

**Where:** Bridgetown Hobbies, 3350 NE Sandy Blvd, Portland, OR

**Planned Activities:**

- Monthly contest
- Discussion and fun

Visit the OHMS Web page at: <[www.geocities.com/ipmsoregon/](http://www.geocities.com/ipmsoregon/)>